

COLONIAL MUNICIPAL INCOME TRUST  
Form N-Q  
October 31, 2005

UNITED STATES  
SECURITIES AND EXCHANGE COMMISSION  
Washington, D.C. 20549

OMB APPROVAL  
OMB Number: 3235-0578  
Expires: February 28, 2006  
Estimated average burden hours per  
response.....20.00

**FORM N-Q**

**QUARTERLY SCHEDULE OF PORTFOLIO HOLDINGS OF REGISTERED**

**MANAGEMENT INVESTMENT COMPANY**

Investment Company Act file number 811-4992  
Colonial Municipal Income Trust  
(Exact name of registrant as specified in charter)  
One Financial Center, Boston, Massachusetts 02111  
(Address of principal executive offices) (Zip code)  
Vincent Pietropaolo, Esq.  
Columbia Management Group, Inc.  
One Financial Center  
Boston, MA 02111  
(Name and address of agent for service)

Registrant's telephone number, including area code: 1-617-772-3698

Date of fiscal year end: 11/30/05

Date of reporting period: 08/31/05

**INVESTMENT PORTFOLIO**

August 31, 2005 (Unaudited)

Colonial Municipal Income Trust

		Par (\$)	Value (\$)*
<b>Municipal Bonds</b>	<b>153.0%</b>		



**EDUCATION 7.6%**

**Education 6.8%**



Edgar Filing: COLONIAL MUNICIPAL INCOME TRUST - Form N-Q

<b>CA Educational Facilities Authority</b>			
	Loyola Marymount University, Series 2001, Insured: MBIA (a) 10/01/14	1,250,000	879,725
<b>CA Public Works Board</b>			
	UCLA, Series 2002 A, Insured: FSA 5.375% 10/01/15	1,000,000	1,107,110
<b>MA Development Finance Agency</b>			
	Western New England College, Series 2002, 6.125% 12/01/32	200,000	215,948
<b>MI Southfield Economic Development Corp.</b>			
	Lawrence University, Series 1998 A, 5.400% 02/01/18	750,000	767,707
<b>NC Capital Facilities Finance Authority</b>			
	Meredith College, Series 2001, Insured: AMBAC 5.125% 06/01/15	1,000,000	1,079,900
<b>PA Higher Education Facilities Authority</b>			
	Philadelphia University, Series 2004 A, 5.125% 06/01/25	570,000	577,781
<b>VT Educational &amp; Health Buildings Finance Agency</b>			
	Norwich University, Series 1998, 5.500% 07/01/21	1,000,000	1,035,340
<b>WV Higher Education Policy Commission</b>			
	Series 2004 B, Insured: FGIC 5.000% 04/01/34	4,745,000	5,026,568
<b>WV University</b>			
	Series 2000 A, Insured: AMBAC (a) 04/01/25	750,000	311,355
Education Total			11,001,434
<b>Prep School 0.8%</b>			

Edgar Filing: COLONIAL MUNICIPAL INCOME TRUST - Form N-Q

**CA Statewide Communities  
Development Authority**

Crossroads School of Arts & Sciences,  
Series 1998,  
6.000% 08/01/28(b)

1,070,000

1,121,949

**MA Industrial Finance Agency**

St. John s High School,  
Series 1998,

Municipal Bonds (continued)	Par (\$)	Value (\$)
[Redacted content]		

**EDUCATION (continued)**

**Prep School (continued)**



Edgar Filing: COLONIAL MUNICIPAL INCOME TRUST - Form N-Q

	5.350% 06/01/28	200,000	205,062
Prep School Total			1,327,011
EDUCATION TOTAL			12,328,445



**HEALTH CARE 40.4%**  
**Continuing Care Retirement 13.2%**

Edgar Filing: COLONIAL MUNICIPAL INCOME TRUST - Form N-Q

<b>CA La Verne</b>			
	Brethren Hillcrest Homes, Series 2003 B, 6.625% 02/15/25	525,000	583,595
<b>CA Statewide Community Development Authority</b>			
	Eskaton Village - Grass Valley, Series 2000, 8.250% 11/15/31(b)	745,000	855,215
<b>CO Health Facilities Authority</b>			
	Covenant Retirement Communities, Inc., Series 2005, 5.000% 12/01/35	1,100,000	1,103,861
<b>CT Development Authority</b>			
	The Elim Park Baptist, Inc. Project, Series 2003, 5.850% 12/01/33	430,000	460,874
<b>FL Capital Projects Finance Authority</b>			
	Glenridge on Palmer Ranch, Series 2002 A, 8.000% 06/01/32	500,000	553,665
<b>FL Lee County Industrial Development Authority</b>			
	Shell Point Village Project, Series 1999 A, 5.500% 11/15/29	400,000	409,884
<b>GA Fulton County Residential Care Facilities Authority</b>			
	Canterbury Court Project, Series 2004 A, 6.125% 02/15/26	500,000	512,245
<b>GA Savannah Economic Development Authority</b>			
	Marshes of Skidaway, Series 2003 A, 7.400% 01/01/34	350,000	374,126
<b>IL Health Facilities Authority</b>			
	Lutheran Senior Ministries, Series 2001, 7.375% 08/15/31	650,000	697,034
	Washington & Jane Smith Community, Series 2003 A, 7.000% 11/15/32	525,000	557,560

Municipal Bonds (continued)	Par (\$)	Value (\$)
[Redacted content]		

**HEALTH CARE (continued)**

**Continuing Care Retirement (continued)**



Edgar Filing: COLONIAL MUNICIPAL INCOME TRUST - Form N-Q

<b>KS Manhattan</b>			
	Meadowlark Hills Retirement Home, Series 1999 A, 6.375% 05/15/20	250,000	260,005
<b>MA Boston Industrial Development Financing Authority</b>			
	Springhouse, Inc., Series 1998, 5.875% 07/01/20	235,000	239,872
<b>MA Development Finance Agency</b>			
	Loomis Communities: Series 1999 A, 5.625% 07/01/15	250,000	255,115
	Series 2002 A, 6.900% 03/01/32	125,000	136,963
<b>MD Westminster Economic Development Authority</b>			
	Carroll Lutheran Village, Inc., Series 2004 A, 6.250% 05/01/34	500,000	524,250
<b>MO Cole County Industrial Development Authority</b>			
	Lutheran Senior Services Heisinger Project, Series 2004, 5.500% 02/01/35	750,000	793,687
<b>NC Medical Care Commission</b>			
	United Methodist Retirement Home, Inc. Series 2005 C, 5.250% 10/01/24(c)	500,000	505,800
<b>NH Higher Educational &amp; Health Facilities Authority</b>			
	Rivermead at Peterborough, Series 1998, 5.750% 07/01/28	1,100,000	1,110,516
<b>NJ Economic Development Authority</b>			
	Seabrook Village, Inc., Series 2000 A, 8.250% 11/15/30	700,000	781,634
	Lions Gate, Series 2005 A, 5.750% 01/01/25	400,000	413,556
	5.875% 01/01/37	300,000	308,598
	Winchester Gardens, Series 2004 A, 5.750% 11/01/24	500,000	534,855
<b>PA Chartiers Valley Industrial &amp; Commercial Development Authority</b>			
	Asbury Health Center, Series 1999, 6.375% 12/01/24	1,000,000	1,030,360

Municipal Bonds (continued)	Par (\$)	Value (\$)
[Redacted content]		

**HEALTH CARE (continued)**

**Continuing Care Retirement (continued)**



Edgar Filing: COLONIAL MUNICIPAL INCOME TRUST - Form N-Q


	Friendship Village of South Hills, Series 2003 A, 5.750% 08/15/20	1,000,000	1,034,750
<b>PA Delaware County Authority</b>			
	Dunwoody Village, Series 2003 A, 5.375% 04/01/17	400,000	427,292
<b>PA Lancaster Industrial Development Authority</b>			
	Garden Spot Village, Series 2000 A, 7.625% 05/01/31	325,000	354,413
<b>PA Montgomery County Industrial Development Authority</b>			
	Whitemarsh Continuing Care Retirement Community, Series 2005, 6.250% 02/01/35	600,000	633,864
<b>TN Johnson City Health &amp; Educational Facilities Authority</b>			
	Appalachian Christian Village Project, Series 2004 A, 6.250% 02/15/32	250,000	255,500
<b>TN Metropolitan Government Nashville &amp; Davidson County</b>			
	Blakeford at Green Hills, Series 1998, 5.650% 07/01/24	575,000	576,156
<b>TN Shelby County Health, Educational &amp; Housing Facilities Board</b>			
	Germantown Village, Series 2003 A, 7.250% 12/01/34	300,000	324,924
<b>TX Abilene Health Facilities Development Corp.</b>			
	Sears Methodist Retirement Center: Series 1998 A, 5.900% 11/15/25	750,000	753,375
	Series 2003 A, 7.000% 11/15/33	200,000	214,308
<b>TX Houston Health Facilities Development Corp.</b>			
	Buckingham Senior Living Community, Inc., Series 2004 A, 7.000% 02/15/26	500,000	540,025
<b>WI Health &amp; Educational Facilities Authority</b>			
	Attic Angel Obligated Group, Series 1998, 5.750% 11/15/27	875,000	880,924
	Clement Manor, Series 1998, 5.750% 08/15/24	1,000,000	1,005,140



Municipal Bonds (continued)	Par (\$)	Value (\$)
[Redacted content]		

**HEALTH CARE (continued)**

**Continuing Care Retirement (continued)**



Edgar Filing: COLONIAL MUNICIPAL INCOME TRUST - Form N-Q

	Eastcastle Place, Inc., Series 2004, 6.125% 12/01/34	300,000	302,385
	Three Pillars Senior Living Communities, Series 2003, 5.750% 08/15/26	500,000	523,015
	United Lutheran Program for the Aging, Series 1998, 5.700% 03/01/28	750,000	753,712
Continuing Care Retirement Total			21,583,053
<b>Health Services</b>	<b>2.7%</b>		

Edgar Filing: COLONIAL MUNICIPAL INCOME TRUST - Form N-Q

<b>CO Health Facilities Authority</b>			
	National Jewish Medical & Research Center,		
	Series 1998:		
	5.375% 01/01/16	1,500,000	1,536,990
	5.375% 01/01/23	340,000	345,814
<b>MA Development Finance Agency</b>			
	Boston Biomedical Research Institute,		
	Series 1999,		
	5.650% 02/01/19	620,000	641,861
<b>MA Health &amp; Educational Facilities Authority</b>			
	Civic Investments, Inc.,		
	Series 2002 A,		
	9.000% 12/15/15	750,000	927,083
<b>MN Minneapolis &amp; St. Paul Housing &amp; Redevelopment Authority</b>			
	Healthpartners Project,		
	Series 2003,		
	5.625% 12/01/22	200,000	217,214
<b>WI Health &amp; Educational Facilities Authority</b>			
	Blood Center Southeastern Project,		
	Series 2004,		
	5.750% 06/01/34	750,000	807,465
Health Services Total			4,476,427
<b>Hospitals 16.9%</b>			


Edgar Filing: COLONIAL MUNICIPAL INCOME TRUST - Form N-Q

<b>AR Conway Health Facilities Board</b>			
	Conway Regional Medical Center:		
	Series 1999 A,		
	6.400% 08/01/29	350,000	378,868
	Series 1999 B,		
	6.400% 08/01/29	850,000	920,108
<b>AR Washington County</b>			
	Washington Regional Medical Center,		
	Series 2005 B,		
	5.000% 02/01/30	600,000	608,982
<b>CA Rancho Mirage Joint Powers Financing Authority</b>			
	Eisenhower Medical Center,		
	Series 2004,		
	5.625% 07/01/29	750,000	799,072

<b>Municipal Bonds (continued)</b>	<b>Par (\$)</b>	<b>Value (\$)</b>
[Redacted content]		

**HEALTH CARE (continued)**

**Hospitals (continued)**



Edgar Filing: COLONIAL MUNICIPAL INCOME TRUST - Form N-Q


<b>CA Turlock</b>			
	Emanuel Medical Center, Inc., Series 2004, 5.375% 10/15/34	1,000,000	1,047,360
<b>CO Health Facilities Authority</b>			
	Parkview Medical Center, Series 2004, 5.000% 09/01/25	550,000	565,697
	Vail Valley Medical Center Project, Series 2004, 5.000% 01/15/20	500,000	522,420
<b>FL Orange County Health Facilities Authority</b>			
	Orlando Regional Healthcare System, Series 2002, 5.750% 12/01/32	150,000	161,670
<b>FL South Lake County Hospital District</b>			
	South Lake Hospital, Inc., Series 2003, 6.375% 10/01/34	250,000	271,508
<b>FL West Orange Healthcare District</b>			
	Series 2001 A, 5.650% 02/01/22	400,000	425,896
<b>GA Coffee County Hospital Authority</b>			
	Coffee Regional Medical Center, Inc., Series 2004, 5.000% 12/01/26	350,000	361,291
<b>IL Health Facilities Authority</b>			
	Thorek Hospital & Medical Center, Series 1998, 5.375% 08/15/28	500,000	514,645
<b>IL Southwestern Development Authority</b>			
	Anderson Hospital, Series 1999: 5.375% 08/15/15	500,000	521,590
	5.500% 08/15/20	550,000	572,500
<b>IN Health Facility Financing Authority</b>			
	Community Foundation of Northwest Indiana, Inc., Series 2004 A, 6.000% 03/01/34	425,000	456,901
<b>LA Public Facilities Authority</b>			
	Touro Infirmary: Series 1999 A, 5.625% 08/15/29	525,000	541,784
	Series 1999, 5.500% 08/15/19	250,000	251,175
<b>MA Health &amp; Educational Facilities Authority</b>			
	Jordan Hospital, Series 2003 E, 6.750% 10/01/33	250,000	277,383



Municipal Bonds (continued)	Par (\$)	Value (\$)
[Redacted content]		

**HEALTH CARE (continued)**

**Hospitals (continued)**




Edgar Filing: COLONIAL MUNICIPAL INCOME TRUST - Form N-Q

	Milford Whitinsville Regional Hospital:		
	Series 1998 C,		
	5.250% 07/15/18	500,000	507,040
	Series 2002 D,		
	6.350% 07/15/32	250,000	268,893
<b>MD Health &amp; Higher Educational Facilities Authority</b>			
	Adventist Healthcare,		
	Series 2003 A:		
	5.000% 01/01/16	365,000	380,118
	5.750% 01/01/25	400,000	433,012
<b>MI Dickinson County</b>			
	Series 1999,		
	5.700% 11/01/18	770,000	794,963
<b>MI Flint Hospital Building Authority</b>			
	Hurley Medical Center,		
	Series 1998 A,		
	5.375% 07/01/20	460,000	467,489
<b>MN St. Paul Housing &amp; Redevelopment Authority</b>			
	HealthEast, Inc.,		
	Series 2001 A,		
	5.700% 11/01/15	2,000,000	2,079,900
<b>NH Higher Educational &amp; Health Facilities Authority</b>			
	Catholic Medical Center,		
	Series 2002,		
	6.125% 07/01/32	200,000	215,684
	Littleton Hospital Association, Inc.:		
	Series 1998 A:		
	5.900% 05/01/18	500,000	517,395
	6.000% 05/01/28	625,000	638,894
	Series 1998 B,		
	5.900% 05/01/28	675,000	687,258
<b>NJ Health Care Facilities</b>			
	Capital Health Systems, Inc.,		
	Series 2003 A,		
	5.750% 07/01/23	500,000	544,285
<b>NV Henderson</b>			
	Catholic Healthcare West,		
	Series 1998,		
	5.375% 07/01/26	500,000	514,880
<b>NY Dormitory Authority</b>			
	Mount Sinai Hospital, NYU Hospitals Center, and Hospital for Joint Diseases Orthopedic Institute,		
	Series 2000:		
	5.500% 07/01/26	175,000	178,635
	5.500% 07/01/26	575,000	586,971

Municipal Bonds (continued)	Par (\$)	Value (\$)
[Redacted content]		

**HEALTH CARE (continued)**

**Hospitals (continued)**




Edgar Filing: COLONIAL MUNICIPAL INCOME TRUST - Form N-Q

	North Shore Long Island Jewish Medical Center, Series 2003, 5.500% 05/01/33	200,000	213,864
<b>OH Highland County Joint Township Hospital District</b>			
	Series 1999, 6.750% 12/01/29	705,000	726,256
<b>OH Lakewood</b>			
	Lakewood Hospital Association, Series 2003, 5.500% 02/15/14	400,000	435,464
<b>OH Miami County Hospital Facilities Authority</b>			
	Upper Valley Medical Center, Inc., Series 1996 A, 6.250% 05/15/16	665,000	688,002
<b>OH Sandusky County</b>			
	County Memorial Hospital, Series 1998, 5.150% 01/01/08	270,000	274,968
<b>PA Allegheny County Hospital Development Authority</b>			
	Ohio Valley General Hospital, Series 1998 A, 5.450% 01/01/28	1,050,000	1,073,793
<b>SC Jobs Economic Development Authority</b>			
	Bon Secours Health Systems, Inc., Series 2002 A, 5.500% 11/15/23	1,250,000	1,331,650
<b>SC Lexington County Health Services District</b>			
	Lexington Medical Center, Refunding, Series 2003, 5.500% 11/01/23	750,000	804,442
<b>SD Health &amp; Educational Facilities Authority</b>			
	Sioux Valley Hospital & Health System, Series 2004 A, 5.250% 11/01/34	525,000	554,116
<b>TX Tyler Health Facilities Development Corp.</b>			
	Mother Frances Hospital, Series 2001, 6.000% 07/01/31	750,000	803,197
<b>VA Prince William County Industrial Development Authority</b>			
	Potomac Hospital Corp., Series 2003, 5.200% 10/01/30	350,000	368,743

Municipal Bonds (continued)	Par (\$)	Value (\$)
[Redacted content]		

**HEALTH CARE (continued)**

**Hospitals (continued)**





Edgar Filing: COLONIAL MUNICIPAL INCOME TRUST - Form N-Q

**VT Educational & Health Buildings  
Finance Agency**

Brattleboro Memorial Hospital, Series 1998, 5.375% 03/01/28	500,000	502,900
---	---------	---------

**WI Health & Educational Facilities  
Authority**

Aurora Health Care, Inc., Series 2003, 6.400% 04/15/33	350,000	390,621
Fort Healthcare, Inc. Project, Series 2004, 6.100% 05/01/34	750,000	816,855
Wheaton Franciscan Services, Series 2002, 5.750% 08/15/30	450,000	485,888
<b>Hospitals Total</b>		<b>27,485,026</b>

**Intermediate Care Facilities 0.6%**

**IN Health Facilities Financing  
Authority**

	Hoosier Care, Inc.,		
	Series 1999 A,		
	7.125% 06/01/34	1,045,000	984,557
Intermediate Care Facilities Total			984,557


**Nursing Homes 7.0%**

Edgar Filing: COLONIAL MUNICIPAL INCOME TRUST - Form N-Q

<b>AK Juneau</b>			
	St. Ann's Care Center, Inc., Series 1999, 6.875% 12/01/25	1,000,000	986,170
<b>CO Health Facilities Authority</b>			
	American Housing Foundation I, Inc., Series 2003 A, 8.500% 12/01/31	540,000	570,829
	Volunteers of America Care Facilities: Series 1998 A: 5.450% 07/01/08	145,000	145,892
	5.750% 07/01/20	700,000	723,506
	Series 1999 A, 6.000% 07/01/29	350,000	360,262
<b>IA Finance Authority</b>			
	Care Initiatives Project: Series 1996, 9.250% 07/01/25	960,000	1,164,470
	Series 1998 B: 5.750% 07/01/18	550,000	552,019
	5.750% 07/01/28	1,475,000	1,395,851
<b>IN Gary</b>			
	West Side Health Care Center, Series 1987 A, 11.500% 10/01/17(d)	2,230,000	669,000

<b>Municipal Bonds (continued)</b>	<b>Par (\$)</b>	<b>Value (\$)</b>
[Redacted content]		

**HEALTH CARE (continued)**  
**Nursing Homes (continued)**



Edgar Filing: COLONIAL MUNICIPAL INCOME TRUST - Form N-Q

<b>IN Michigan City Health Facilities</b>			
<b>Authority</b>			
	Metro Health Foundation, Inc. Project, Series 1993, 11.000% 11/01/22(e)	3,346,355	335
<b>KY Kentucky Economic Development Finance Authority</b>			
	Series 2003, 6.500% 01/01/29	395,000	403,402
<b>MA Development Finance Agency</b>			
	Alliance Health Care Facilities, Series 1999 A, 7.100% 07/01/32	1,120,000	1,143,206
	Woodlawn Manor, Inc.: Series 2000 A, 7.750% 12/01/27	364,000	200,306
	Series 2000 B, 10.250% 06/01/27(d)	113,186	5,659
<b>MA Industrial Finance Agency</b>			
	GF/Massachusetts, Inc., Series 1994 A, 8.300% 07/01/23	855,000	859,531
<b>MI Cheboygan County Economic Development Corp.</b>			
	Metro Health Foundation Project, Series 1993, 11.000% 11/01/22(e)	1,814,584	181
<b>MN Carlton</b>			
	Inter-Faith Social Services, Inc., Series 2000, 7.500% 04/01/19	250,000	267,038
<b>MN Sartell</b>			
	Foundation for Healthcare, Series 1999 A, 6.625% 09/01/29	1,025,000	1,063,632
<b>TX Kirbyville Health Facilities Development Corp.</b>			
	Heartway III Project, Series 1997 A, 10.000% 03/20/18(d)	539,215	161,818
<b>WA Kitsap County Consolidated Housing Authority</b>			
	Martha & Mary Health Services, Series 1996, Insured: GNMA 7.100% 02/20/36	643,000	687,271
Nursing Homes Total			11,360,378
HEALTH CARE TOTAL			65,889,441




Municipal Bonds (continued)	Par (\$)	Value (\$)
[Redacted content]		



**HOUSING 14.1%**

**Assisted Living / Senior 4.7%**



Edgar Filing: COLONIAL MUNICIPAL INCOME TRUST - Form N-Q

<b>DE Kent County</b>			
	Heritage at Dover, Series 1999, AMT, 7.625% 01/01/30	1,195,000	1,110,406
<b>GA Columbus Housing Authority</b>			
	The Gardens at Calvary, Series 1999, 7.000% 11/15/19	490,000	477,535
<b>IL Development Finance Authority</b>			
	Care Institute, Inc., Series 1995, 8.250% 06/01/25	1,380,000	1,427,941
<b>MN Roseville</b>			
	Care Institute, Inc., Series 1993, 7.750% 11/01/23	1,630,000	1,141,000
<b>NC Medical Care Commission</b>			
	DePaul Community Facilities, Series 1999, 7.625% 11/01/29	975,000	1,022,804
<b>NY Huntington Housing Authority</b>			
	Gurwin Jewish Senior Center, Series 1999 A: 5.875% 05/01/19	420,000	422,020
	6.000% 05/01/29	650,000	652,334
<b>TX Bell County Health Facility Development Corp.</b>			
	Care Institute, Inc., Series 1994, 9.000% 11/01/24	1,390,000	1,349,245
Assisted Living / Senior Total			7,603,285
<b>Multi - Family 7.8%</b>			


Edgar Filing: COLONIAL MUNICIPAL INCOME TRUST - Form N-Q

<b>DC Housing Finance Agency</b>			
	Henson Ridge, Series 2004 E, AMT, Insured: FHA		
	5.100% 06/01/37	655,000	676,962
<b>DE Wilmington</b>			
	Electra Arms Senior Association Project, Series 1998, AMT, 6.250% 06/01/28	910,000	790,189
<b>FL Broward County Housing Finance Authority</b>			
	Chaves Lake Apartment Project, Series 2000 A, AMT, 7.500% 07/01/40	500,000	506,690
<b>FL Clay County Housing Finance Authority</b>			
	Madison Commons Apartments, Series 2000 A, AMT, 7.450% 07/01/40	500,000	508,180

Municipal Bonds (continued)	Par (\$)	Value (\$)
[Redacted content]		

**HOUSING (continued)**

**Multi - Family (continued)**



Edgar Filing: COLONIAL MUNICIPAL INCOME TRUST - Form N-Q

<b>MA Housing Finance Agency</b>			
	Series 2004 A, AMT, Inusred: FSA		
	5.250% 07/01/25	2,000,000	2,076,560
	Series 2005 B, 5.000% 06/01/30	500,000	518,985
	Series 2005 E, AMT, 5.000% 12/01/28	500,000	509,985
<b>MN Washington County Housing &amp; Redevelopment Authority</b>			
	Cottages of Aspen, Series 1992, AMT, 9.250% 06/01/22	960,000	980,774
<b>MN White Bear Lake</b>			
	Birch Lake Townhome Project: Series 1989 A, AMT, 10.250% 07/15/19	1,770,000	1,681,500
	Series 1989 B, AMT, (a) 07/15/19	624,000	185,291
<b>NC Medical Care Commission</b>			
	ARC Projects, Series 2004 A, 5.800% 10/01/34	400,000	416,112
<b>NM Mortgage Finance Authority</b>			
	Series 2005 E, AMT, Inusred: FHA 4.800% 09/01/40	1,000,000	1,000,180
<b>Resolution Trust Corp.</b>			
	Pass-Through Certificates, Series 1993 A, 9.750% 12/01/16(f)	455,481	452,557
<b>TN Chattanooga Health, Educational &amp; Housing Facility Board</b>			
	CDFI Phase I LLC, Series 2005 B, 6.000% 10/01/35	250,000	253,000
<b>TN Franklin Industrial Development Board</b>			
	Landings Apartment Project, Series 1996 B, 8.750% 04/01/27	690,000	706,960
<b>TX Affordable Housing Corp.</b>			
	NHT/GTEX Project, Series 2001 C, 10.000% 10/01/31(b)(d)(g)	685,000	6,850
<b>TX El Paso County Housing Finance Corp.</b>			
	American Village Communities: Series 2000 C, 8.000% 12/01/32	300,000	311,097
	Series 2000 D, 10.000% 12/01/32	300,000	313,200

Municipal Bonds (continued)	Par (\$)	Value (\$)
[Redacted content]		

**HOUSING (continued)**

**Multi Family (continued)**





**VA Alexandria Redevelopment & Housing Authority**

	Courthouse Commons Apartments, Series 1990 A, AMT, 10.000% 01/01/21	1,000,000	814,320
Multi - Family Total			12,709,392
<b>Single - Family 1.6%</b>			

Edgar Filing: COLONIAL MUNICIPAL INCOME TRUST - Form N-Q

<b>KY Kentucky Counties</b>			
	Series 1987 A, AMT, Insured: MBIA		
	9.000% 09/01/16	15,000	15,042
<b>MA Housing Finance Agency</b>			
	Series 2005 118, AMT, 4.850% 12/01/35		
		1,160,000	1,168,515
<b>ME Housing Authority</b>			
	Series 2005 D-2, AMT, 4.800% 11/15/36		
		500,000	502,665
<b>WI Housing &amp; Economic Development Authority</b>			
	Series 2005 C, AMT, 4.875% 03/01/36		
		1,000,000	1,006,660
Single - Family Total			2,692,882
HOUSING TOTAL			23,005,559

**INDUSTRIALS** 7.9%  
**Food Products** 2.2%

Edgar Filing: COLONIAL MUNICIPAL INCOME TRUST - Form N-Q

<b>GA Cartersville Development Authority</b>			
	Anheuser Busch Project, Inc., Series 2002, AMT, 5.950% 02/01/32	1,000,000	1,076,710
<b>LA Port of New Orleans</b>			
	Continental Grain Co., Series 1993, 7.500% 07/01/13	1,000,000	1,000,800
<b>LA Southern Louisiana Port Commission</b>			
	Cargill, Inc. Project, Series 1997, 5.850% 04/01/17	500,000	519,470
<b>MI Strategic Fund</b>			
	Imperial Holly Corp., Sebewaing Project, Series 1998 A, 6.250% 11/01/15	1,000,000	1,009,670
	Food Products Total		3,606,650
<b>Forest Products &amp; Paper</b>	<b>2.4%</b>		

---


**AL Camden Industrial Development  
Board**

Weyerhaeuser Co., Series 2003 B, AMT, 6.375% 12/01/24	400,000	440,464
---	---------	---------

Municipal Bonds (continued)	Par (\$)	Value (\$)
[Redacted content]		

**INDUSTRIALS (continued)**

**Forest Products & Paper (continued)**



Edgar Filing: COLONIAL MUNICIPAL INCOME TRUST - Form N-Q

<b>AL Courtland Industrial Development Board</b>			
	Champion International Corp.,		
	Series 1999, AMT,		
	6.000% 08/01/29	1,000,000	1,039,390
<b>AL Phenix City Industrial Development Board</b>			
	Meadwestvaco Corp.,		
	Series 2002 A, AMT,		
	6.350% 05/15/35	400,000	434,008
<b>GA Rockdale County Development Authority</b>			
	Visy Paper, Inc.,		
	Series 1993, AMT,		
	7.500% 01/01/26	800,000	806,792
<b>MS Lowndes County</b>			
	Weyerhaeuser Co. Project,		
	Series 1992 B,		
	6.700% 04/01/22	595,000	731,523
<b>VA Bedford County Industrial Development Authority</b>			
	Nekoosa Packaging Corp.,		
	Series 1998, AMT,		
	5.600% 12/01/25	400,000	404,120
Forest Products & Paper Total			3,856,297
<b>Manufacturing 1.0%</b>			



**IL Will-Kankakee Regional  
Development Authority**

Flanders Corp., Precisionaire Project, Series 1997, AMT, 6.500% 12/15/17	785,000	802,246
--	---------	---------

**TX Trinity River Authority**

Texas Instruments Project, Series 1996, AMT, 6.200% 03/01/20	750,000	772,043
--	---------	---------

Manufacturing Total 1,574,289

**Metals & Mining 0.3%**

Edgar Filing: COLONIAL MUNICIPAL INCOME TRUST - Form N-Q

<b>NV Department of Business &amp; Industry</b>			
	Wheeling-Pittsburgh Steel Corp., Series 1999 A, AMT, 8.000% 09/01/14(f)	222,097	227,996
<b>VA Greensville County Industrial Development Authority</b>			
	Wheeling-Pittsburgh Steel Corp., Series 1999 A, AMT, 7.000% 04/01/14	345,000	335,681
Metals & Mining Total			563,677

Municipal Bonds (continued)	Par (\$)	Value (\$)
[Redacted content]		

**INDUSTRIALS (continued)**

**Oil & Gas 2.0%**



Edgar Filing: COLONIAL MUNICIPAL INCOME TRUST - Form N-Q

<b>NJ Middlesex County Pollution Control Authority</b>			
	Amerada Hess Corp., Series 2004, 6.050% 09/15/34	115,000	123,309
<b>TX Gulf Coast Industrial Development Authority</b>			
	Citgo Petroleum, Series 1998, AMT, 8.000% 04/01/28	375,000	428,411
<b>VI Government</b>			
	Hovensa LLC, Series 2002, AMT, 6.500% 07/01/21	250,000	285,275
<b>VI Public Finance Authority</b>			
	Hovensa LLC, Series 2004, AMT, 5.875% 07/01/22	400,000	435,440
	Series 2003, AMT, 6.125% 07/01/22	425,000	469,723
<b>WA Pierce County Economic Development Corp.</b>			
	Occidental Petroleum Co., Series 1993, AMT, 5.800% 09/01/29	1,500,000	1,500,000
Oil & Gas Total			3,242,158
<b>INDUSTRIALS TOTAL</b>			<b>12,843,071</b>

**OTHER 11.2%**

**Other 0.5%**



**NY Convention Center Operating Corp.**

	Yale Building Project,		
	Series 2003,		
	(a) 06/01/08	1,000,000	877,580
Other Total			877,580

**Pool / Bond Bank 0.4%**

Edgar Filing: COLONIAL MUNICIPAL INCOME TRUST - Form N-Q

<b>MI Municipal Bond Authority</b>			
	Local Government Loan Project,		
	Series 2001 A,		
	Insured: AMBAC		
	5.375% 11/01/17	550,000	607,690
Pool / Bond Bank Total			607,690
<b>Refunded / Escrowed (h)</b>	<b>8.1%</b>		




**CA Golden State Tobacco  
Securitization Corp.**

Series 2003 B, Pre-refunded 06/10/13, 5.500% 06/01/43	500,000	567,445
---	---------	---------

Municipal Bonds (continued)	Par (\$)	Value (\$)
[Redacted content]		

**OTHER (continued)**

**Refunded / Escrowed (continued)**




Edgar Filing: COLONIAL MUNICIPAL INCOME TRUST - Form N-Q

<b>CO E-470 Public Highway Authority</b>		
Series 2000 B, Pre-refunded 09/01/10, (a) 09/01/35	8,750,000	1,116,150
<b>CT Development Authority</b>		
New Haven Residuals LP, Series 1996, AMT, Escrowed to Maturity, 8.250% 12/01/06	410,000	427,171
<b>FL Northern Palm Beach County Improvement District</b>		
Series 1999, Pre-refunded 08/01/09, Insured: MBIA 5.900% 08/01/19	500,000	555,485
<b>GA Forsyth County Hospital Authority</b>		
Georgia Baptist Health Care System, Series 1998, Escrowed to Maturity, 6.000% 10/01/08	620,000	646,449
<b>ID Health Facilities Authority</b>		
IHC Hospitals, Inc., Series 1992, Escrowed to Maturity, 6.650% 02/15/21	2,750,000	3,619,330
<b>IL Health Facilities Authority</b>		
Swedish American Hospital, Series 2000, Pre-refunded 05/15/10, 6.875% 11/15/30	500,000	575,950
<b>IL Metropolitan Pier &amp; Exposition Authority</b>		
McCormick Place Expansion Project, Series 1993 A, Escrowed to Maturity, Insured: FGIC (a) 06/15/14	1,010,000	715,686
<b>IL University of Illinois</b>		
Series 2001 A, Pre-refunded 08/15/11, Insured: AMBAC 5.500% 08/15/17	600,000	670,488
<b>NC Lincoln County</b>		
Lincoln County Hospital, Series 1991, Escrowed to Maturity 9.000% 05/01/07	140,000	148,856
<b>PA Delaware County Authority</b>		
Mercy Health Corp., Pre-refunded 12/15/08, Series 1996: 6.000% 12/15/16 6.000% 12/15/26	1,400,000 500,000	1,472,436 524,240

Municipal Bonds (continued)	Par (\$)	Value (\$)
[Redacted content]		

**OTHER (continued)**

**Refunded / Escrowed (continued)**



Edgar Filing: COLONIAL MUNICIPAL INCOME TRUST - Form N-Q

<b>PR Commonwealth of Puerto Rico</b>			
<b>Public Finance Corp.</b>			
	Series 2002 E, Escrowed to Maturity, 6.000% 08/01/26	80,000	101,996
<b>TN Shelby County Health, Educational &amp; Housing Facilities Board</b>			
	Open Arms Development Centers: Series 1992 A, Pre-refunded 08/01/07, 9.750% 08/01/19	435,000	503,956
	Series 1992 C, Pre-refunded 08/01/07, 9.750% 08/01/19	440,000	509,749
<b>TX Board of Regents</b>			
	University of Texas, Escrowed to Maturity, Series 2001 B, 5.375% 08/15/18	350,000	388,973
<b>WV Hospital Finance Authority</b>			
	Charleston Area Medical Center, Series 2000, Pre-refunded 09/01/10, 6.750% 09/01/30	605,000	706,319
Refunded / Escrowed Total			13,250,679
<b>Tobacco 2.2%</b>			

Edgar Filing: COLONIAL MUNICIPAL INCOME TRUST - Form N-Q

<b>CA Golden State Tobacco Securitization Corp.</b>			
	Series 2003 A-1, 6.250% 06/01/33	1,600,000	1,785,792
<b>NJ Tobacco Settlement Financing Corp.</b>			
	Series 2003, 6.750% 06/01/39	1,000,000	1,166,400
<b>WA Tobacco Settlement Authority</b>			
	Series 2002, 6.625% 06/01/32	500,000	560,835
Tobacco Total			3,513,027
OTHER TOTAL			18,248,976



**OTHER REVENUE 5.8%**

**Hotels 1.9%**

**NJ Middlesex County Improvement  
Authority**

Heldrich Associates LLC,  
Series 2005 B,  
6.250% 01/01/37

1,000,000

1,007,940

Municipal Bonds (continued)	Par (\$)	Value (\$)
[Redacted content]		

**OTHER REVENUE (continued)**

**Hotels (continued)**



**PA Philadelphia Authority for  
Industrial Development**

	Doubletree Project, Series 1997 A, 6.500% 10/01/27	2,000,000	2,071,840
Hotels Total			3,079,780
<b>Recreation</b>	<b>2.4%</b>		

Edgar Filing: COLONIAL MUNICIPAL INCOME TRUST - Form N-Q

<b>CA Agua Caliente Band of Cahuilla Indians</b>			
	Series 2003, 5.600% 07/01/13	775,000	790,431
<b>CA Cabazon Band Mission Indians</b>			
	Series 2004: 8.375% 10/01/15(f)	220,000	227,986
	8.750% 10/01/19(f)	780,000	808,618
<b>CT Mashantucket Western Pequot Tribe</b>			
	Series 1999 B, (a) 09/01/18(f)	1,100,000	570,845
<b>CT Mohegan Tribe Gaming Authority</b>			
	Series 2001, 6.250% 01/01/31(f)	200,000	216,864
<b>FL Capital Trust Agency</b>			
	Seminole Tribe Convention Center, Series 2002 A, 10.000% 10/01/33(f)	900,000	990,900
<b>NM Red River Sports Facility</b>			
	Red River Ski Area Project, Series 1998, 6.450% 06/01/07	350,000	352,863
Recreation Total			3,958,507
<b>Retail 1.5%</b>			

Edgar Filing: COLONIAL MUNICIPAL INCOME TRUST - Form N-Q

<b>LA Beauregard Parish</b>			
	Boise Cascade Corp.,		
	Series 2002,		
	6.800% 02/01/27	1,000,000	1,085,260
<b>NY New York City Industrial Development Agency</b>			
	IAC/Interactive Corp.,		
	Series 2005,		
	5.000% 09/01/35	750,000	768,450
<b>OH Lake County</b>			
	North Madison Properties,		
	Series 1993,		
	8.819% 09/01/11	590,000	591,811
Retail Total			2,445,521
<b>OTHER REVENUE TOTAL</b>			<b>9,483,808</b>






Municipal Bonds (continued)	Par (\$)	Value (\$)
[Redacted content]		

**RESOURCE RECOVERY 2.2%**

**Disposal 0.9%**




Edgar Filing: COLONIAL MUNICIPAL INCOME TRUST - Form N-Q

<b>CA Pollution Control Financing Authority</b>			
	Republic Services, Series 2002 C, AMT, 5.250% 06/01/23	500,000	539,880
<b>MA Industrial Finance Agency</b>			
	Peabody Monofill Associates, Inc., Series 1994, 9.000% 09/01/05	220,000	220,000
<b>UT Carbon County</b>			
	Laidlaw Environmental: Series 1995 A, AMT, 7.500% 02/01/10	250,000	256,452
	Series 1997 A, AMT, 7.450% 07/01/17	500,000	524,510
Disposal Total			1,540,842
<b>Resource Recovery 1.3%</b>			

Edgar Filing: COLONIAL MUNICIPAL INCOME TRUST - Form N-Q

<b>MA Industrial Finance Agency</b>			
	Ogden Haverhill Associates, Series 1998 A, AMT,		
	5.500% 12/01/13	1,000,000	1,026,140
<b>PA Delaware County Industrial Development Authority</b>			
	American REF-Fuel Co., Series 1997 A,		
	6.200% 07/01/19	1,000,000	1,040,810
Resource Recovery Total			2,066,950
<b>RESOURCE RECOVERY TOTAL</b>			<b>3,607,792</b>

**TAX - BACKED** 29.1%  
**Local Appropriated** 1.4%



Edgar Filing: COLONIAL MUNICIPAL INCOME TRUST - Form N-Q

<b>CA Compton</b>			
	Civic Center & Capital Improvements, Series 1997 A, 5.500% 09/01/15	1,000,000	1,043,820
<b>SC Dorchester County School District No.2</b>			
	Series 2004, 5.250% 12/01/29	500,000	526,535
<b>SC Laurens County School District No. 55</b>			
	Series 2005, 5.250% 12/01/30	700,000	727,510
Local Appropriated Total			2,297,865
<b>Local General Obligations 11.1%</b>			

---

**CA East Side Union High School  
District**

Series 2003 B, Insured: MBIA			
5.100% 02/01/20		750,000	851,175

<b>Municipal Bonds (continued)</b>	<b>Par (\$)</b>	<b>Value (\$)</b>
[Redacted content]		



**TAX - BACKED (continued)**

**Local General Obligations (continued)**

Edgar Filing: COLONIAL MUNICIPAL INCOME TRUST - Form N-Q

<b>CA Fresno Unified School District</b>			
	Series 2002 A, Insured: MBIA		
	6.000% 02/01/18	1,245,000	1,511,318
<b>CA Los Angeles Unified School District</b>			
	Series 2002 E, Insured: MBIA		
	5.750% 07/01/16	600,000	710,106
<b>CA Vallejo City Unified School District</b>			
	Series 2002 A, Insured: MBIA		
	5.900% 08/01/25	1,000,000	1,227,020
<b>LA New Orleans</b>			
	Series 1991, Insured: AMBAC		
	(a) 09/01/15	4,000,000	2,616,480
<b>NJ Bergen County Improvement Authority</b>			
	Series 2005, 5.000% 11/15/24(c)	1,000,000	1,137,440
<b>NY New York City</b>			
	Series 1998 H, Insured: MBIA		
	5.125% 08/01/25	5,000,000	5,279,900
<b>TX Dallas County Flood Control District</b>			
	Series 2002, 7.250% 04/01/32	750,000	784,935
<b>TX Irving Independent School District</b>			
	Series 1997 A: Insured: PSFG		
	(a) 02/15/15	1,500,000	1,021,950
	(a) 02/15/16	1,000,000	648,460
<b>WA Clark County School District No. 37</b>			
	Series 2001 C, Insured: FGIC		
	(a) 12/01/18	4,000,000	2,264,600
Local General Obligations Total			18,053,384
<b>Special Non - Property Tax 6.4%</b>			

Edgar Filing: COLONIAL MUNICIPAL INCOME TRUST - Form N-Q

<b>CA San Diego Redevelopment Agency</b>			
	Series 2001,		
	Insured: FSA		
	(a) 09/01/18	1,015,000	584,549
<b>IL Metropolitan Pier &amp; Exposition Authority</b>			
	McCormick Place Expansion Project:		
	Series 1994 A,		
	Insured: MBIA		
	(a) 06/15/15	3,000,000	2,026,110

Municipal Bonds (continued)	Par (\$)	Value (\$)
[Redacted content]		

**TAX - BACKED (continued)**

**Special Non - Property Tax (continued)**

Edgar Filing: COLONIAL MUNICIPAL INCOME TRUST - Form N-Q

	Series 1996 A, Insured: MBIA		
	(a) 12/15/13	5,000,000	3,619,550
	Series 2002 A, Insured: FGIC		
	(a) 06/15/14	3,990,000	2,819,533
<b>KS Wyandotte County Unified Government</b>			
	Series 2005, 5.000% 12/01/20	225,000	231,532
<b>NJ Economic Development Authority</b>			
	Cigarette Tax, Series 2004:		
	5.500% 06/15/31	120,000	126,837
	5.750% 06/15/29	500,000	540,020
<b>PR Commonwealth of Puerto Rico Highway &amp; Transportation Authority</b>			
	Series 2003 AA, Insured: MBIA		
	5.500% 07/01/18	375,000	441,765
Special Non - Property Tax Total			10,389,896
<b>Special Property Tax 8.7%</b>			

Edgar Filing: COLONIAL MUNICIPAL INCOME TRUST - Form N-Q


<b>CA Huntington Beach Community Facilities District</b>			
	Grand Coast Resort, Series 2001-1, 6.450% 09/01/31	500,000	527,390
<b>CA Lincoln Community Facilities District No. 2003-1</b>			
	Series 2004, 5.550% 09/01/18	500,000	532,330
<b>CA Oakdale Public Financing Authority</b>			
	Central City Redevelopment Project, Series 2004, 5.375% 06/01/33	1,125,000	1,154,509
<b>CA Orange County Community Facilities District</b>			
	Ladera Ranch, Series 1999 A, 6.500% 08/15/21	1,000,000	1,142,130
<b>CA Orange County Improvement Bond Act 1915</b>			
	Phase IV, No. 01-1-B, Series 2003, 5.750% 09/02/33	500,000	515,980
<b>CA Redwood City Community Facilities District No. 1</b>			
	Series 2003 B, 6.000% 09/01/33	300,000	314,721

Municipal Bonds (continued)	Par (\$)	Value (\$)
[Redacted content]		



**TAX - BACKED (continued)**

**Special Property Tax (continued)**



Edgar Filing: COLONIAL MUNICIPAL INCOME TRUST - Form N-Q

<b>CA Temecula Valley Unified School District</b>			
<b>No. 1</b>			
	Series 2003, 6.125% 09/01/33	355,000	367,521
<b>CA Yorba Linda Redevelopment Agency</b>			
	Series 1998 A, Insured: MBIA (a) 09/01/24	1,325,000	563,602
<b>FL Celebration Community Development District</b>			
	Series 2003 A, 6.400% 05/01/34	740,000	792,259
<b>FL Colonial Country Club Community Development District</b>			
	Series 2003, 6.400% 05/01/33	490,000	524,604
<b>FL Double Branch Community Development District</b>			
	Series 2002 A, 6.700% 05/01/34	495,000	540,822
<b>FL Heritage Palms Community Development District</b>			
	Series 1999 A, 6.250% 11/01/07	145,000	145,251
<b>FL Islands at Doral Southwest Community Development District</b>			
	Series 2003, 6.375% 05/01/35	250,000	267,095
<b>FL Lexington Oaks Community Development District</b>			
	Series 1998 A, 6.125% 05/01/19	685,000	696,700
<b>FL Orlando</b>			
	Conroy Road Interchange Project, Series 1998 A: 5.500% 05/01/10	105,000	108,426
	5.800% 05/01/26	300,000	308,079
<b>FL Seven Oaks Community Development District</b>			
	Series 2004 B, 5.000% 05/01/09	995,000	1,002,323
<b>FL Stoneybrook Community Development District</b>			
	Series 1998 A, 6.100% 05/01/19	230,000	233,984
	Series 1998 B, 5.700% 05/01/08	25,000	25,329
<b>FL Westchester Community Development District</b>			
	Series 2003, 6.125% 05/01/35	275,000	289,481

Municipal Bonds (continued)	Par (\$)	Value (\$)
[Redacted content]		

**TAX - BACKED (continued)**

**Special Property Tax (continued)**



Edgar Filing: COLONIAL MUNICIPAL INCOME TRUST - Form N-Q

<b>GA Atlanta</b>			
	Eastside Project, Series 2005 B, 5.400% 01/01/20	500,000	505,555
<b>IL Chicago</b>			
	Pilsen Redevelopment, Series 2004 B, 6.750% 06/01/22	310,000	327,453
<b>IL Lincolnshire Special Services Area No. 1</b>			
	Sedgebrook Project, Series 2004, 6.250% 03/01/34	250,000	265,955
<b>IL Plano Special Service Area No. 4 Special Tax</b>			
	Series 2005 5-B, 6.000% 03/01/35	1,500,000	1,509,870
<b>MI Pontiac Finance Authority</b>			
	Development Area No. 3, Series 2002, 6.375% 06/01/31	450,000	487,318
<b>MI Taylor Tax Increment Finance Authority</b>			
	Series 2001, Insured: FSA 5.375% 05/01/17	1,000,000	1,097,190
Special Property Tax Total			14,245,877
<b>State Appropriated 1.3%</b>			

Edgar Filing: COLONIAL MUNICIPAL INCOME TRUST - Form N-Q

<b>MI Building Authority</b>			
	Series 2001 I,		
	5.000% 10/15/24	1,000,000	1,070,600
<b>PR Commonwealth of Puerto Rico Public Finance Corp.</b>			
	Series 2002 E,		
	6.000% 08/01/26	820,000	1,007,132
State Appropriated Total			2,077,732
<b>State General Obligations 0.2%</b>			

Edgar Filing: COLONIAL MUNICIPAL INCOME TRUST - Form N-Q

**CA State**

	Series 2003,		
	5.250% 02/01/23	380,000	433,493
State General Obligations Total			433,493
TAX - BACKED TOTAL			47,498,247

**TRANSPORTATION 14.2%**

**Air Transportation 4.2%**





---

**CA Los Angeles Regional Airport**

LAXfuel Corp.,  
Series 2001, AMT,  
Insured: AMBAC  
5.250% 01/01/23


500,000

521,555

<b>Municipal Bonds (continued)</b>	<b>Par (\$)</b>	<b>Value (\$)</b>
[Redacted content]		

**TRANSPORTATION (continued)**

**Air Transportation (continued)**




Edgar Filing: COLONIAL MUNICIPAL INCOME TRUST - Form N-Q

<b>CO Denver City &amp; County Airport</b>			
	United Air Lines, Inc., Series 1992 A, AMT, 6.875% 10/01/32(e)	645,000	589,291
<b>FL Capital Trust Agency</b>			
	Air Cargo Orlando Project, Series 2003, AMT, 6.750% 01/01/32	350,000	352,691
<b>IN Indianapolis Airport Authority</b>			
	Fed Ex Corp., Series 2004, AMT, 5.100% 01/15/17	500,000	528,915
<b>MN Minneapolis &amp; St. Paul Metropolitan Airports Commission</b>			
	Northwest Airlines, Inc.: Series 2001 A, AMT, 7.000% 04/01/25	800,000	716,720
	Series 2005, AMT, 7.375% 04/01/25	250,000	238,035
<b>NC Charlotte Douglas International Airport</b>			
	US Airways, Inc.: Series 1998, AMT, 5.600% 07/01/27(i)	250,000	161,678
	Series 2000, AMT, 7.750% 02/01/28(i)	500,000	364,295
<b>NJ Economic Development Authority</b>			
	Continental Airlines, Inc., Series 2003, AMT, 9.000% 06/01/33	1,250,000	1,375,400
<b>NY New York City Industrial Development Authority</b>			
	JFK International Airport Project, American Airlines, Inc., Series 2002 B, AMT, 8.500% 08/01/28	500,000	482,575
<b>PA Philadelphia Authority for Industrial Development</b>			
	Aero Philadelphia, Series 1999, AMT, 5.250% 01/01/09	250,000	251,720
<b>TX Dallas Fort Worth International Airport</b>			
	American Airlines, Inc., Series 2000 A, AMT, 9.000% 05/01/29	750,000	770,850
<b>TX Houston Industrial Development Corp.</b>			
	United Parcel Services, Series 2002, AMT, 6.000% 03/01/23	525,000	551,229
<b>Air Transportation Total</b>			6,904,954

Municipal Bonds (continued)	Par (\$)	Value (\$)
[Redacted content]		

**TRANSPORTATION (continued)**

**Airports 2.1%**



Edgar Filing: COLONIAL MUNICIPAL INCOME TRUST - Form N-Q

<b>GA Augusta Airport</b>			
	Series 2005 B, 5.350% 01/01/28	215,000	220,220
<b>TX Dallas Fort Worth International Airport</b>			
	Series 2004 B, AMT, Insured: FSA 5.000% 11/01/25	3,000,000	3,129,810
<b>Airports Total</b>			3,350,030
<b>Toll Facilities</b>	<b>3.0%</b>		

Edgar Filing: COLONIAL MUNICIPAL INCOME TRUST - Form N-Q

<b>CA San Joaquin Hills Transportation Corridor Agency</b>			
	Series 1997 A, Insured: MBIA		
	(a) 01/15/15	3,000,000	2,066,310
<b>CO E-470 Public Highway Authority</b>			
	Series 2000 B, Insured: MBIA		
	(a) 09/01/18	3,000,000	1,721,160
<b>CO Northwest Parkway Public Highway Authority</b>			
	Series 2001 D, 7.125% 06/15/41	1,000,000	1,082,150
Toll Facilities Total			4,869,620
<b>Transportation 4.9%</b>			



Edgar Filing: COLONIAL MUNICIPAL INCOME TRUST - Form N-Q

<b>NV Department of Business &amp; Industry</b>			
	Las Vegas Monorail Project, Series 2000, 7.375% 01/01/40	750,000	787,935
<b>NY Port Authority of New York &amp; New Jersey</b>			
	Series 2004, AMT, Insured: FSA 5.125% 07/15/30(j)	6,790,000	7,281,664
Transportation Total			8,069,599
<b>TRANSPORTATION TOTAL</b>			<b>23,194,203</b>

**UTILITIES 20.5%**

**Independent Power Producers 2.6%**



Edgar Filing: COLONIAL MUNICIPAL INCOME TRUST - Form N-Q

---

<b>MI Midland County Economic Development Corp.</b>	Series 2000 A, AMT, 6.875% 07/23/09	1,000,000	1,048,250
<b>NY Port Authority of New York &amp; New Jersey</b>	KIAC Partners, Series 1996 IV, AMT, 6.750% 10/01/11	2,000,000	2,110,700

Municipal Bonds (continued)	Par (\$)	Value (\$)
[Redacted content]		

**UTILITIES (continued)**

**Independent Power Producers (continued)**



<b>NY Suffolk County Industrial Development Authority</b>			
	Nissequogue Cogeneration Partners Facilities,		
	Series 1998, AMT,		
	5.500% 01/01/23	550,000	554,713
<b>PA Carbon City Industrial Development Authority</b>			
	Panther Creek Partners Project,		
	Series 2000, AMT,		
	6.650% 05/01/10	130,000	141,198
<b>PR Commonwealth of Puerto Rico Industrial, Tourist, Educational, Medical &amp; Environmental Facilities Authority</b>			
	AES Project,		
	Series 2000, AMT,		
	6.625% 06/01/26	320,000	347,210
Independent Power Producers Total			4,202,071
<b>Investor Owned 7.4%</b>			

Edgar Filing: COLONIAL MUNICIPAL INCOME TRUST - Form N-Q


<b>AZ Pima County Industrial Development Authority</b>			
	Tucson Electric Power Co., Series 1997 A, AMT, 6.100% 09/01/25	750,000	752,107
<b>CA Chula Vista Industrial Development Authority</b>			
	San Diego Gas & Electric, Series 1996, AMT, 5.500% 12/01/21	475,000	515,104
<b>FL Polk County Industrial Development Authority</b>			
	Tampa Electric Co. Project, Series 1996, AMT, 5.850% 12/01/30	800,000	826,680
<b>IL Bryant</b>			
	Central Illinois Light Co., Series 1993, 5.900% 08/01/23	1,000,000	1,019,900
<b>IN Petersburg</b>			
	Indianapolis Power & Light Co., Series 1995, 6.625% 12/01/24	750,000	766,785
<b>LA Calcasieu Parish Industrial Development Board</b>			
	Entergy Gulf States, Inc., Series 1999, 5.450% 07/01/10	500,000	501,145
<b>LA West Feliciana Parish</b>			
	Entergy Gulf States, Inc., Series 1999 B, 6.600% 09/01/28	500,000	507,865

Municipal Bonds (continued)	Par (\$)	Value (\$)
[Redacted content]		



**UTILITIES (continued)**

**Investor Owned (continued)**



Edgar Filing: COLONIAL MUNICIPAL INCOME TRUST - Form N-Q

<b>MS Business Finance Corp.</b>			
	Systems Energy Resources Project, Series 1998, 5.875% 04/01/22	1,500,000	1,541,985
<b>MT Forsyth</b>			
	Portland General, Series 1998 A, 5.200% 05/01/33	225,000	235,080
<b>NV Clark County Industrial Development Authority</b>			
	Nevada Power Co., Series 1997 A, AMT, 5.900% 11/01/32	1,500,000	1,500,510
<b>OH Air Quality Development Authority</b>			
	Cleveland Electric Illuminating Company, Series 2002 A, 6.000% 12/01/13	650,000	687,603
<b>PA Economic Development Financing Authority</b>			
	Reliant Energy, Inc., Series 2001 A, AMT, 6.750% 12/01/36	400,000	432,712
<b>TX Brazos River Authority</b>			
	TXU Energy Co. LLC: Series 2001 C, AMT, 5.750% 05/01/36	220,000	235,017
	Series 2003 C, AMT, 6.750% 10/01/38	555,000	620,862
<b>VA Pittsylvania County Industrial Development Authority</b>			
	Multitrade of Pittsylvania, Series 1994 A, AMT, 7.450% 01/01/09	900,000	935,793
<b>WY Campbell County</b>			
	Black Hills Power, Inc., Series 2004, 5.350% 10/01/24	1,000,000	1,039,910
Investor Owned Total			12,119,058
<b>Joint Power Authority 0.3%</b>			

---

<b>NC Eastern Municipal Power</b>			
<b>Agency</b>			
	Series 2003 F,		
	5.500% 01/01/16	430,000	464,379
<b>Joint Power Authority Total</b>			<b>464,379</b>
<b>Municipal Electric</b>	<b>7.2%</b>		

**CA State Department of Water  
Resources**

Series 2002 A,		
Insured: AMBAC		
5.500% 05/01/14	2,000,000	2,262,360

Municipal Bonds (continued)	Par (\$)	Value (\$)
[Redacted content]		

**UTILITIES (continued)**

**Municipal Electric (continued)**



Edgar Filing: COLONIAL MUNICIPAL INCOME TRUST - Form N-Q

<b>TX Austin Utilities System</b>			
	Series 1994:		
	Insured: FGIC		
	(a) 05/15/17	6,600,000	4,048,044
	(a) 05/15/18	5,000,000	2,915,750
<b>WA Seattle Light &amp; Power</b>			
	Series 2001,		
	Insured: FSA		
	5.500% 03/01/17	2,250,000	2,473,357
Municipal Electric Total			11,699,511
<b>Water &amp; Sewer 3.0%</b>			

Edgar Filing: COLONIAL MUNICIPAL INCOME TRUST - Form N-Q

<b>MA Water Resources Authority</b>			
	Series 1997 D, Insured: MBIA		
	5.000% 08/01/24	2,000,000	2,100,520
<b>MS V Lakes Utility District</b>			
	Series 1994, 8.250% 07/15/24	485,000	450,604
<b>TX Houston Water &amp; Sewer System</b>			
	Series 1991 C, Insured: AMBAC (a) 12/01/12	3,000,000	2,291,130
Water & Sewer Total			4,842,254
UTILITIES TOTAL			33,327,273



**Total Municipal Bonds**  
**(cost of \$243,696,585)**

**249,426,815**

**Municipal Preferred Stocks 2.0%**

**HOUSING 2.0%**

**Multi - Family 2.0%**



Edgar Filing: COLONIAL MUNICIPAL INCOME TRUST - Form N-Q

<b>Charter Mac Equity Issuer Trust</b>			
	Series A-4, AMT,		
	6.000% 04/30/19	1,000,000	1,105,920
	AMT,		
	7.600% 11/30/10(f)	500,000	570,585
<b>GMAC Municipal Mortgage Trust</b>			
	AMT,		
	5.600% 10/31/39(f)	500,000	520,465
<b>Munimae Trust</b>			
	AMT,		
	5.800% 06/30/49(f)	1,000,000	1,028,260
Multi - Family Total			3,225,230
HOUSING TOTAL			3,225,230

**Total Municipal Preferred Stocks**  
**(cost of \$3,000,000)**

**3,225,230**

Investment Company	0.0%	Shares	Value (\$)
[Redacted Content]			

Edgar Filing: COLONIAL MUNICIPAL INCOME TRUST - Form N-Q

Dreyfus Tax-Exempt Cash Management Fund		793	793
<b>Total Investment Company (cost of \$793)</b>			<b>793</b>
<b>Total Investments</b> 155.0% (cost of \$246,697,378)(k)(l)			<b>252,652,838</b>
<b>Auction Preferred Shares plus cumulative unpaid distribution</b> (55.2)%			<b>(90,029,970)</b>
<b>Other Assets &amp; Liabilities, Net</b> 0.2%			<b>355,505</b>
<b>Net Assets</b> 100.0%			<b>162,978,373</b>

**Notes to Investment Portfolio:**

\* Security Valuation:

Debt securities generally are valued by pricing services approved by the Trust's Board of Trustees, based upon market transactions for normal, institutional-size trading units of similar securities. The services may use various pricing techniques which take into account appropriate factors such as yield, quality, coupon rate, maturity, type of issue, trading characteristics and other data, as well as broker quotes. Debt securities for which quotations are readily available are valued at an over-the-counter or exchange bid quotation. Certain debt securities, which tend to be more thinly traded and of lesser quality, are priced based on fundamental analysis of the financial condition of the issuer and the estimated value of any collateral. Valuations developed through pricing techniques may vary from the actual amounts realized upon sale of the securities, and the potential variation may be greater for those securities valued using fundamental analysis.

Short-term debt obligations maturing within 60 days are valued at amortized cost, which approximates market value.

Investments in other investment companies are valued at net asset value.

Futures contracts are valued at the settlement price established each day by the board of trade or exchange on which they are traded.

Investments for which market quotations are not readily available, or have quotations which management believes are not appropriate, are valued at fair value as determined in good faith under consistently applied procedures established by and under the general supervision of the Board of Trustees. If a security is valued at a fair value, such value is likely to be different from the last quoted market price for the security.

(a) Zero coupon bond.

(b) Denotes a restricted security, which is subject to registrations with the SEC or is required to be exempt from such registration prior to resale. At August 31, 2005, the value of these securities amounted to \$1,984,014, which represents 1.2% of net assets.

Additional information on these securities is as follows:

Security	Acquisition Date	Acquisition Cost
CA Statewide Community Development Authority:		
Crossroads School for Art & Sciences, Series 1998:		
6.000% 08/01/28	08/21/98	\$ 399,211
6.000% 08/01/28	08/31/98	700,000
Eskaton Village Grass Valley, Series 2000,		

Edgar Filing: COLONIAL MUNICIPAL INCOME TRUST - Form N-Q

8.250% 11/15/31	09/08/00	750,000
TX Affordable Housing Corp.		
NHT/GTEX Project, Series 2001C,		
10.000% 10/01/31	09/05/02	685,000
		\$ 2,534,211

- (c) Security purchased on a delayed delivery basis.
- (d) The issuer is in default of certain debt covenants. Income is not being accrued. At August 31, 2005, the value of these securities amounted to \$843,327, which represents 0.5% of net assets.
- (e) The issuer has filed for bankruptcy protection under Chapter 11, and is in default of certain debt covenants. Income is not being accrued. At August 31, 2005, the value of these securities amounted to \$589,807, which represents 0.4% of net assets.
- (f) Security exempt from registration pursuant to Rule 144A under the Securities Act of 1933. These securities may be resold in transactions exempt from registration, normally to qualified institutional buyers. At August 31, 2005, these securities amounted to \$5,615,076, which represents 3.4% of net assets.
- (g) Represents fair value as determined in good faith under procedures approved by the Board of Trustees.
- (h) The Trust has been informed that each issuer has placed direct obligations of the U.S. Government in an irrevocable trust, solely for the payment of principal and interest.
- (i) The issuer has filed for bankruptcy protection under Chapter 11, and is in default of certain debt covenants. Income is being accrued. At August 31, 2005, the value of these securities represents 0.3% of net assets.
- (j) A portion of this security with a market value of \$1,072,410 is pledged as collateral for open futures contracts.
- (k) Cost for federal income tax purposes is \$246,564,649.
- (l) Unrealized appreciation and depreciation at August 31, 2005 based on cost of investments for federal income tax purposes was:

Unrealized Appreciation	Unrealized Depreciation	Net Unrealized Appreciation
\$ 18,351,436	\$ (12,263,247)	\$ 6,088,189

At August 31, 2005, the Trust held the following open short futures contract:

Type	Number of Contracts	Value	Aggregate Face Value	Settlement Date	Unrealized Depreciation
U.S. Treasury Bond	168	\$ 19,829,250	\$ 19,645,299	Dec-2005	\$ (183,951)
U.S. Treasury Note	247	27,683,297	27,678,348	Dec-2005	(4,949)
					\$ (188,900)

Acronym	Name
AMBAC	Ambac Assurance Corp.
AMT	Alternative Minimum Tax
FGIC	Financial Guaranty Insurance Co.
FHA	Federal Housing Administration
FSA	Financial Security Assurance, Inc.
GNMA	Government National Mortgage Association
MBIA	MBIA Insurance Corp.
PSFG	Permanent School Fund Guaranteed



**Item 2. Controls and Procedures.**

(a) The registrant's principal executive officer and principal financial officer, based on their evaluation of the registrant's disclosure controls and procedures as of a date within 90 days of the filing of this report, have concluded that such controls and procedures are adequately designed to ensure that information required to be disclosed by the registrant in Form N-Q is accumulated and communicated to the registrant's management, including the principal executive officer and principal financial officer, or persons performing similar functions, as appropriate to allow timely decisions regarding required disclosure.

(b) There were no changes in the registrant's internal control over financial reporting that occurred during the registrant's last fiscal quarter that has materially affected, or is reasonably likely to materially affect, the registrant's internal control over financial reporting.

**Item 3. Exhibits.**

Certifications pursuant to Rule 30a-2(a) under the Investment Company Act of 1940 (17 CFR 270.30a-2(a)) attached hereto as Exhibit 99.CERT.

---

**SIGNATURES**

Pursuant to the requirements of the Securities Exchange Act of 1934 and the Investment Company Act of 1940, the registrant has duly caused this report to be signed on its behalf by the undersigned, thereunto duly authorized.

(registrant) Colonial Municipal Income Trust

By (Signature and Title) /s/ Christopher L. Wilson, President  
Christopher L. Wilson, President

Date October 27, 2005

Pursuant to the requirements of the Securities Exchange Act of 1934 and the Investment Company Act of 1940, this report has been signed below by the following persons on behalf of the registrant and in the capacities and on the dates indicated.

By (Signature and Title) /s/ Christopher L. Wilson, President  
Christopher L. Wilson, President

Date October 27, 2005

By (Signature and Title) /s/ J. Kevin Connaughton, Treasurer  
J. Kevin Connaughton, Treasurer

Date October 27, 2005

---